

DEWALT®

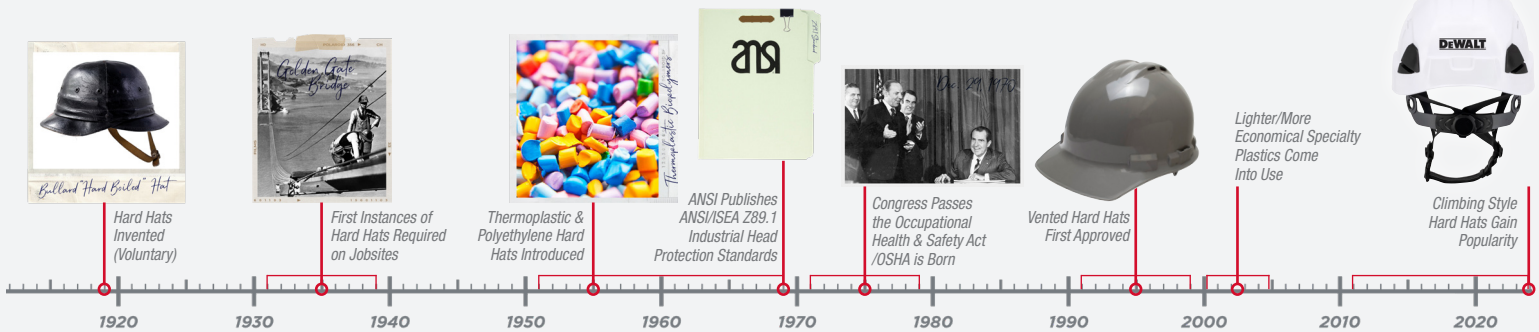
HEAD

PROTECTION QUICK FACTS

GUARANTEED TOUGH®

HEAD PROTECTION QUICK FACTS

A TIMELINE OF WORK PLACE HEAD PROTECTION



HEAD INJURIES are one of the most frequent causes of work-related injuries and fatalities.



Over the past several years, OSHA has led an initiative to create awareness and ultimately decrease injuries and fatalities of the “Fatal 4”.

THE FATAL FOUR:

Four leading causes of serious injuries and deaths in the construction industry

- 1 Falls**
- 2 Struck-By**
 - A Flying Objects
 - B Falling Objects
 - C Swinging Objects
 - D Rolling Objects
- 3 Electrocutation**
- 4 Caught In-Between**

The Fatal 4 Account For Over

30%

Of All Workplace Fatalities

An estimated 10% of workplace fatalities are due to Flying Objects, Falling Objects, Swinging Objects, and Rolling Objects.



OSHA REGULATIONS

EMPLOYER REQUIREMENTS

OSHA requires that employers provide a workplace free of recognized hazards. Step 1 of that is they must conduct a hazard analysis, and if a hazard is present, they must follow the hierarchy of controls:

- 1 Elimination 2 Substitution 3 Engineering Controls 4 Admin Controls**

If unable to feasibly remove the hazard, employers must provide employees with proper PPE and training

OSHA HAS TWO REGULATIONS THAT REGULATE SAFETY HELMET REQUIREMENTS:

- 1. 29 CFR 1910.135:** Governs safety helmet requirements for general industry workers
- 2. 29 CFR 1926.100:** Refers to head protection requirements for construction, demolition, and renovation workers

Both standards require workers to wear safety helmets if they are **at risk of being struck by falling objects, bumping their heads on fixed objects, or coming in contact with electrical hazards.**

OSHA REQUIRES SELECTION CRITERIA FOR HEAD PROTECTION THAT MUST COMPLY WITH ANSI/ISEA Z89.1

HEAD PROTECTION QUICK FACTS

WHY TYPE II HEAD PROTECTION?

DEWALT Type II Safety Helmets offer unparalleled protection in diverse scenarios involving climbing and possible head impact. The DEWALT Type II helmet offers a brimless design for a greater field of vision, a lower profile for enhanced mobility, and a 4pt chin strap to help keep the helmet securely in place when climbing, looking around or in the event of a fall.

Whether it's ascending ladders, navigating scaffolding, working on power or telecom poles, or engaging in tasks that demand fall protection, DEWALT Type II helmets prove indispensable protection. In contrast to Type I helmets, Type II helmets offer comprehensive protection against impacts from various angles and rotations, making them essential in industries with a heightened risk of lateral impacts.



HEAD PROTECTION: ANSI/ISEA Z89.1-2014 (R19)

- American National Standard for Industrial Head Protection
- Provides (1) performance (2) testing and (3) labeling requirements for industrial hard hats.
- It establishes the types and classes of protective helmets, depending on the type of hazard encountered



SAFETY HELMET TYPES

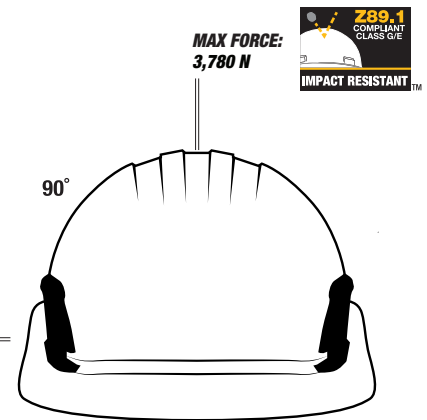

ANSI TOP IMPACT (TYPE I)

Helmets designed to reduce the force of impact resulting from a blow to the top of the head.

ANSI TOP AND LATERAL IMPACT (TYPE II)

Provides impact to (90 degrees from vertical). Type 2 helmets require a larger foam interior and increased side coverage.

*Some climbing style helmets reference the off-center impact requirements of EN12492. Please note ANSI/ISEA Z89.1-2014 (R19) Type II requirements exceed those of EN12492.



ANSI SAFETY HELMET ELECTRICAL CLASSES

To improve comprehension and usefulness, there are electrical-protective classifications for helmets as follows:



GENERAL

- Intended to reduce the danger of exposure to low voltage electrical conductors
- Proof tested at 2,200 volts @ 1 minute



ELECTRICAL

- Intended to reduce the danger of exposure to high voltage electrical conductors
- Proof tested at 20,000 volts @ 3 minutes
And no burn through @ 30,000 volts
- Class E supersedes class G...
All class E's also meet class G



CONDUCTIVE

- Helmets **NOT** intended to provide protection from electrical conductors.

GUARANTEED TOUGH®

HEAD PROTECTION QUICK FACTS

LABELING REQUIREMENTS

Each helmet shall bear permanent marking stating:

1. **Name or Mark of MFG**
2. **Date of MFG**
3. **ANSI/ISEA Z89.1-2014**
4. **Applicable Types & Class Designations**
5. **Applicable Optional Criteria**
 - Reverse Donning
 - Lower Temperature – LT
 - Higher Temperature – HT
6. **Approximate Head Size Range**

HEAD PROTECTION CATEGORIES

TRADITIONAL

- Z89.1 Type I
- Z89.1 Class E & G (non-vented)/ class C (vented)
- Reverse Donning (RD) & Low Temperature (LT)
- Full Brim Or Cap Style (Full brim provides added protection from dropped objects and sunburns)
- 6pt Ratchet Suspensions
- Standard or Vented (venting for warmer climates where electrical protection is not a requirement)

APPLICATIONS

- Construction
- Manufacturing
- Mining
- General Industry
- Temporary Workers / Visitors



FULL BRIM STYLE
HARD HAT



CAP STYLE
HARD HAT

TYPE II HELMET

- Z89.1 Type II
- Z89.1 Class E & G (non-vented)/ class C (vented)
- High Temperature (HT)
- Brimless for Increased field of vision especially when looking up
- Lower profile for Increased mobility and reduced snag hazard
- Chin strap securely fastens the hard hat to you so it stays on when climbing or looking around
- Increased comfort with foam, added padding & removable brow pad
- High initial cost compared to traditional hard hats
- Standard or Vented (venting for warmer climates where electrical protection is not a requirement)

APPLICATIONS

- Any task that requires a Hard Hat and climbing: Ladders, scaffolding, power & telecom poles
- If you need to wear fall protection
- Any task that requires a greater field of vision
- Any task that could use a lower profile helmet to reduce snag hazards and increase mobility: Miners, rescue workers
- Industrial/Construction: Iron Workers
- Utilities: Linesmen, gas/water/sewer workers



SAFETY HELMET



CUSTOM GEAR MADE EASY

Make your safety gear do double duty for you by choosing custom imprinted PPE (screen printing, pad printing, heat transfer PVC adhesive labels, and embroidery). Radians' **Custom Imprinting Program** can turn your PPE into a walking billboard! **QUICK • CUSTOMIZED • ECONOMICAL**

- 1 **SUBMIT YOUR LOGO**
- 2 **APPROVE YOUR PROOF**
- 3 **PRODUCTION BEGINS**

ORDERS/INFO

SCAN THE QR CODE
OR CONTACT US:

DEWALTPPE@RADIAN.S.COM

